





Saul Makes a Big Mistake

1 Samuel 13:1-14

The worries of 5- and 6-year-olds may not always seem significant to us, but they really are very important. If you ignore your children's worries, they may get the idea that their concerns don't matter. Take time to listen to your children's concerns and reassure them that just as you are listening to their worries, God is always there to listen, too.



► Bible Point
God says don't worry.

LESSON	WHAT CHILDREN DO	SUPPLIES	EASY PREP
1 Getting Started <i>about 5 min.</i>	Welcoming Song Sing a song welcoming all their classroom friends.	CD player Teacher Pack: CD	
2 Key Verse Activity <i>about 10 min.</i>	No Worries March to a beat as they learn the Key Verse.	Bible	
3 Bible Exploration <i>about 20 min.</i>	Theo's News Find out what a "Don't Worry" sign has to do with the Bible story.	CD player, Surprise Box, Theo puppet Teacher Pack: CD, "Don't Worry" sign 	Place the "Don't Worry" sign in the Surprise Box, and hide the box where it's easily accessible.
	Bible Time Follow Action Cue Cards as they hear about Saul's story.	Bible, CD player Teacher Pack: CD, Action Cue Cards 	

Bold text within the lesson is spoken text.


Key Verse

"Do not be anxious about anything, but in everything, by prayer and petition, with thanksgiving, present your requests to God" (Philippians 4:6-7).

Weaving Faith Into Life


Children will remember to trust God when they're worried.



LESSON	WHAT CHILDREN DO	SUPPLIES	EASY PREP
<p style="text-align: center;">4 Weaving Faith Into Life <i>about 20 min.</i> (Choose 2 centers.)</p>	<p>Center 1: Tell It to God Show how they look after they tell God their worries.</p>	My Bible Playground, scissors, 1 square of foil per child, glue	Remove the Lesson 8 pages from each My Bible Playground student book. Cut squares from aluminum foil that will fit on the mirror spaces on the pages.
	<p>Center 2: “Don’t Worry” Cakes Decorate rice cakes to remind kids not to worry.</p>	plastic knives, 1 plate per child, 1 rice cake per child, white frosting, 1 red string licorice per child Teacher Pack: “Don’t Worry” sign 	For each child, cut one piece of red string licorice to wrap once around the edge of the rice cake and another piece to make one diagonal line across the center of the rice cake.
	<p>Center 3: Hiding in the Cave Play a game and pretend to be Saul hiding in the cave.</p>	masking tape, blankets, 3 long tables	
	<p>Center 4: Praying Stars Make stars that pray instead of worry.</p>	1 sheet of yellow construction paper, piece of cardboard, 1 clothespin, and 1 pair of safety scissors per child; yarn; crayons; glue	Make a cardboard template of a large, five-point star, approximately 8 inches tall. Use the scissors to round the points of the star. (You may want to make a full sample of this craft for the children.)
<p style="text-align: center;">5 Lasting Impressions <i>about 10 min.</i></p>	<p>Daily Challenges Choose a Daily Challenge to apply God’s Word.</p>	My Bible Playground	
	<p>“No Worries” Prayer Silently tell God their worries.</p>		
	<p>Weaving Faith at Home Talk about how to share what they learned with their families.</p>		

Bold text within the lesson is spoken text.





Saul Makes a Big Mistake

1 Samuel 13:1-14

Worried Saul Takes Action, Disobeys Samuel

As the Israelite army gathered to prepare for a counterattack by the Philistines, they began to fear, thinking of the thousands of chariots, horses, and soldiers the Philistines could muster. And as some of the Israelite soldiers began to desert, Saul panicked. Samuel had told Saul to wait seven days for him to arrive at Gilgal before taking action (1 Samuel 10:8). Samuel wanted to offer sacrifices to God and prepare the army spiritually for the battle that was to come.

In his fear and anxiety, Saul overstepped his authority and proceeded with the sacrifices without Samuel. Saul was king, but he was not God's appointed spiritual leader. Saul's impatient actions demonstrated at least two flaws: He trusted his army more than he trusted God, and he thought performing a ritual could take the place of genuine faith.

Saul's Disobedience Costs Him the Throne

Saul could have prayed to God at any time, seeking God's guidance and protection. He could have expressed his fears to God and asked for confidence to proceed at the proper time. Instead, he disobeyed a command of God that had come through Samuel, and he took matters into his own hands because of his lack of faith.

The punishment for Saul's offense was severe: Saul's descendants would not inherit the throne of Israel. God had allowed Israel to have a king, but he wanted that king to honor and follow him. Saul sacrificed his dynasty through his willful disobedience. He was more concerned with consolidating his power and pacifying his people than with obeying God. Had Saul confessed his worries to God and trusted God to take care of him and win the battle for Israel, things may have been different. However, it's impossible to know

if Saul's lack of faith and tendency toward fear would have emerged later even if he had waited for Samuel.

The Jesus Connection

It's easy to get worried and fearful when things don't look like they're going our way, but because we have Jesus in our lives, we don't need to be afraid!

How well does your life demonstrate the faith you have? In what areas does your trust fall short? Pray that you'll show trust in your actions. You can write your prayer here.





Welcoming Song Supplies

CD player

Teacher Pack

CD: “Are You Listening?”
(track 7), “Jesus Loves
Me Rock” (track 5)

1 GETTING STARTED

Welcoming Song



Tip Consistently use the same signal to announce a transition to the next activity. You could flip the lights off and on, use a train whistle, have a puppet rustling inside a bag, or sing cleanup songs. Keep it simple, consistent, and fun.

What You’ll Do ■■■■■■

As the children arrive, greet each child and welcome him or her with a smile. When it’s time to begin, use your signal to bring the children together in a circle.

Play “Are You Listening?” (track 7 on the CD) to the tune of “Frère Jacques” and lead children in doing the motions.



Are you listening (*cup hands behind ears*)

Are you listening (*keep hands behind ears*)

To the Lord? (*lift your right hand up*)

To the Lord? (*lift your left hand up*)

Welcome to our church to (*shake hands with a partner*)

Hear what God will tell us (*shake hands with another partner*)

Through his Word. (*place both hands together like a book*)

Through his Word. (*keep hands shaped like a book*)

(Repeat 2x.)

Say: **Today we’ll learn that all things worked together for good for a person named Samuel because he listened to God. Let’s sing a song called “Jesus Loves Me Rock.”**

Lead children in singing “Jesus Loves Me Rock” (track 5 on the CD).



Jesus loves me; (*echo*)

This I know, (*echo*)

For the Bible (*echo*)

Tells me so. (*echo*)

Little children (*echo*)

To him belong. (*echo*)

They are weak, but (*echo*)

He’s so strong! (*echo*)

Jaaayyy! (*J*)

Eeeeeee! (*E*)





Ssssss! (S)
Uuuuuu! (U)
Ssssss! (S)

And what's that spell? (Jesus!)
And who do you love? (Jesus!)
And who loves you? (Jesus!)
Who died for you? (Jesus!)
And who's your guy? (Jesus!)
The apple of your eye! (Jesus!)
And who's your friend? (Jesus!)
He'll love ya to the end! (Jesus!)

(Repeat from the beginning.)

"Jesus Loves Me Rock" by Dean-o. © 2003 Group Publishing, Inc. All rights reserved

2 KEY VERSE ACTIVITY

No Worries

What You'll Do ■■■■■■

Have the children form a circle and sit down. Open your Bible to Philippians 4:6-7, and show the children the words.

Say: **Our Key Verse from the Bible says, "Do not be anxious about anything, but in everything, by prayer and petition, with thanksgiving, present your requests to God." That means to tell God your worries. Let's say that together.** Lead children in repeating the adapted Key Verse with you several times: **Tell God your worries.**

Ask:

- What do you worry about?
- Why do you think God wants you to tell him your worries?

Say: **Let's tell God our worries right now. On the count of three, shout out your worries like you're telling God all about them. Ready? One, two, three!**

Teach kids the following words. Have them stand, join hands, and march to the beat.

Tell God your worries—any time of the day. (join hands and march to the right)

Tell God your worries—and I know you'll say, (keep marching to the right)

"I feel better!" (drop hands and clap twice)

"I feel great!" (clap twice)

"Thank you, God!" (clap twice)

"God is great!" (clap twice)



No Worries Supplies

Bible





Have children join hands again and repeat the rhyme. This time have them march to the left.

Talk With Kids ■■■■

Lead kids in this discussion.

Ask:

- Who do you talk to when you're worried?
- If you tell God your worries, how do you think you will feel?

Say: **Knowing that God cares for us and wants to help us with our worries makes me very happy. I'm so glad we can tell God our worries.**

.....

3 BIBLE EXPLORATION

Theo's News

What You'll Do ■■■■■■

Say: **Friends, it's time for Theo's News!** Have the children sit in a circle. Then begin "Here, Theo" (track 2 on the CD). When the CD segment ends, bring out the Surprise Box, and put the Theophilus the FaithRetriever puppet on your hand. Then follow along with the script.

Theo: Hi, everybody!

Teacher: Hello, Theo! Tell us what interesting news you've dug up about our Bible story.

Theo: I hid it in the Surprise Box.

Teacher: Let's look inside to see what Theo found for us today.

(Choose a child to open the Surprise Box, and have the kids pass the "Don't Worry" sign around the circle so the rest of the class can see it up close. Give the children time to guess what the Bible story might be about.)

Teacher: Theo, why did you hide this "Don't Worry" sign in the Surprise Box?

Theo: Well, the Bible tells us not to worry, but to trust God.

Teacher: Kids, what are some things you worry about?

(Pause for kids to tell you what makes them worried.)

Teacher: Is it easy or hard for you not to worry? Why?

(Pause to allow kids to answer.)

Theo: In today's Bible story, you'll learn more about King Saul. Once he worried so much that he got into trouble.

Teacher: Let's see what happened to Saul when he didn't trust God with his worries.

Theo: Have fun, boys and girls!

Teacher: Say goodbye to Theo.

Encourage the children to wave or say goodbye to Theo. Then put Theo away in a safe place for next week's use.

Theo's News Supplies

.....

CD player

Surprise Box (any box will do)

Theo puppet

Teacher Pack

CD: "Here, Theo" (track 2)

"Don't Worry" sign

Theo's News Easy Prep

.....

Place the "Don't Worry" sign in the Surprise Box, and hide the box where it's easily accessible.





Bible Time

What You'll Do

Open your Bible to 1 Samuel 13, and show the children the words.

Say: **Today's Bible story says** ► **"GOD SAYS DON'T WORRY."** Have kids repeat the Bible Point after you.

As you listen to today's story, I'll hold up some Action Cue Cards. Actors and actresses in the movies look at cue cards to help them remember what to say and do. These Action Cue Cards will help you remember what to say and do, too.

In our Bible story, King Saul and his army beat their enemies—or a bunch of bullies. The enemies were mad and went after Saul's army.

Ask:

- **When have you been mad? Why?**

Say: **When I hold up the Action Cue Card with this mad face on it, act mad—clench your fists, growl, and look angry. Act mad now.** Pause for kids to act mad.

Good! When I hold up King Saul's cue card, everybody bow. Pause for kids to bow.

Good job, actors and actresses! In our story, King Saul worries when his enemies attack him, and he worries while he waits for Samuel to come and help him.

When I hold up the Action Cue Card with this worried face on it, act worried—wring your hands, cry, and act scared. Act worried now. Pause for kids to act worried.

Great acting! God wanted King Saul to wait for Samuel to come to him before King Saul did anything. King Saul didn't do what God wanted him to do. He didn't wait for Samuel, and he didn't trust God.

Every time you see Samuel's cue card, stand up straight and tall, and hold your hands like you're praying. Let's try that now. Pause for kids to stand up tall and place their hands together as if praying. **We're ready for our story!**

Begin the CD, and play "Saul's Worries" (track 23 on the CD).



Bible Time Supplies

-
- Bible
 - CD player
 - Teacher Pack**
 - CD: "Saul's Worries"
(track 23)
 - Action Cue Cards





There once was a king whose name was Saul. *(Hold up the King Saul cue card, and have kids bow.)*

He chose some men, 3,000 in all.

Saul's men beat some enemies, made them mad. *(Hold up the cue card of the mad face, and have kids look mad.)*

They were not happy; they were not glad.

The enemies came to fight Saul's men. *(Hold up the King Saul cue card, and have kids bow.)*

Saul was worried, so he ran and ran. *(Hold up the cue card of the worried face, and have kids look worried.)*

Saul and his men hid in some caves.

They stayed in there and worried for days. *(Hold up the cue card of the worried face, and have kids look worried.)*

Saul's men were scared; they would not stay. *(Hold up the King Saul cue card, and have kids bow.)*

And many of them ran away.

Samuel didn't come, and Saul was scared. *(Hold up the Samuel cue card, and have kids make praying hands.)*

Saul didn't trust God in that cave right there. *(Hold up the King Saul cue card, and have kids bow.)*

When Samuel finally came, he was really mad—*(hold up the cue card of the mad face, and have kids look mad)*

"Your lack of trust was really bad." *(Hold up the Samuel cue card, and have kids make praying hands.)*

"Because you didn't do as God said,

He'll choose another king instead."

So when you're worried—don't know what to do—*(hold up the cue card of the worried face, and have kids look worried)*

Don't worry. Talk to God. His ways are true.

Talk With Kids ■■■■

Lead children in this discussion.

Ask:

- **Why do you think Saul was so worried?**
- **When have you been worried about something?**
- **The next time you're worried, who can you talk to?**

Say: **Saul was so worried, he didn't trust God and he didn't do what God wanted him to do. Saul should have waited for Samuel to come so they could work together. Remember, ► GOD SAYS DON'T WORRY! Tell God your worries, and trust that God knows what's best for you!**





4 WEAVING FAITH INTO LIFE

Choose at least two of the learning centers to help reinforce today's Bible lesson. Gather the needed materials, and put the supplies in an out-of-sight area until you're ready for them. Allow the children to choose which center they'd like to explore first. Then circulate among the children as they create and explore. Encourage them to make connections between their activities and the Bible by asking them the questions included with each center's description.

CENTER 1:

Tell It to God

What You'll Do

Distribute the Lesson 8 pages from My Bible Playground and let kids write their names on the pages. Place aluminum-foil squares and glue in the center of the table. Have each child glue a square in the mirror shape in the center of the student page.

Say: **Look in the mirror on your page and show how you look when you're worried. Tell a friend next to you one thing you worry about sometimes.** Pause a few minutes for kids to share.

Let's pray about those worries now.

Ask a child to say a prayer asking God to take care of their worries.

Say: **Now look in the mirror and show how you feel now that you've told God your worries.** Pause for kids to show their feelings. **I'm happy that you and I can tell God our worries and that he's always there to listen.**

Talk With Kids

Lead children in this discussion.

Ask:

- How do you feel after you tell God your worries?
- How can you remember to tell God your worries this week?

Say: **I'm glad that God cares about each of us and wants to hear about the things that worry us. Remember, ► GOD SAYS DON'T WORRY. God makes everything turn out okay.**



Center 1: Tell It to God Supplies

My Bible Playground
scissors
1 square of foil per child
glue

Center 1: Tell It to God Easy Prep

Remove the Lesson
8 pages from each
My Bible Playground
student book. Cut
squares from aluminum
foil that will fit on the
mirror spaces on the
pages.





Center 2: “Don’t Worry” Cakes Supplies

plastic knives
1 plate per child
1 rice cake per child
white frosting
1 red string licorice per child

Teacher Pack
“Don’t Worry” sign

! ALLERGY ALERT

Center 2: “Don’t Worry” Cakes Easy Prep

For each child, cut one piece of red string licorice to wrap once around the edge of the rice cake and another piece to make one diagonal line across the center of the rice cake.

Center 3: Hiding in the Cave Supplies

masking tape
blankets
3 long tables

CENTER 2:

Center 2: “Don’t Worry” Cakes

What You’ll Do

Each child will need a plate, a plastic knife, frosting, one rice cake, and two pieces of licorice. Have the children wash their hands (or use wet wipes) before creating their snacks. Show them the “Don’t Worry” sign that Theo brought out of the Surprise Box. Have the kids make edible “Don’t Worry” signs by frosting their rice cakes and adding red string licorice around the edge and diagonally across the center.

Talk With Kids

Lead children in this discussion.

Ask:

- What doesn’t God want you to do?
- Who can you tell if you are worried about something?

Say: **Don’t forget: ► GOD SAYS DON’T WORRY! God is always there to hear you when you pray. Let’s thank God for helping us not to worry and for providing our snack.** Invite one child to pray for the snack.

CENTER 3:

Hiding in the Cave

What You’ll Do

Make a “cave” by placing three long tables side by side. Tape blankets or sheets over the tables. Have the children sit in a circle around the cave.

Say: **King Saul hid in a cave when he was worried. Let’s hide in this cave and look worried.** Have kids sit under the tables and give you their best “worried” looks.

But God wanted Saul to trust him. Saul should have told God his worries and trusted that God would take care of him. Saul should have come out of the cave and lived for God. But he didn’t. Have everyone come out of the cave and form a circle again.

Each time I say “worry,” hide in the cave and look worried. When I say ► “GOD SAYS DON’T WORRY,” come out of the cave, sit in the circle, and smile.

Call out the words and play the game. To make it more fun and challenging, call out one of the phrases twice in a row. Have kids take turns calling out “worry” or “don’t worry.”

Talk With Kids

Lead children in this discussion.



Ask:

- What should Saul have done when he got worried?
- When you are worried, who should you talk to?
- How do you feel after you tell God your worries?

Say: I'm glad that God listens to our worries. Remember, we can always tell God our worries.

CENTER 4:

Praying Stars

What You'll Do ■■■■■■

Ask:

- What are some of your worries?

Say: **Some of us are worried about being alone in the dark. Well, God put stars in the sky so that we would always have a little light and we wouldn't have to be so worried in the dark. Let's make some stars to remind us that God always takes care of us when we tell him our worries.**

Have the children each trace around the star template onto a yellow sheet of construction paper and then cut out the star. Instruct each child to draw his or her face on the top point of the star. Cut small pieces of yarn, and show the children how to glue the yarn to the top of their stars for hair. Encourage children to color the middle part of the stars the same color as their own shirts and to color the lower two points the same as their own pants or skirts. The kids should color the backs of the stars as well.

Ask:

- What do you do when you are worried about something?

Say: **We should always remember to pray when we are worried, and God will help us. Let's make our stars pray.**

Bend the two side points, or "arms," of the stars together in the front. Glue the tips together. Use the clothespins to hold the arms together until they dry. The stars should appear as if their hands are folded in prayer.

Say: **Saul made a big mistake because he worried instead of praying. We don't have to worry when we remember to pray first! ► GOD SAYS DON'T WORRY.**



Center 4: Praying Stars Supplies

- 1 sheet of yellow construction paper,
- piece of cardboard,
- 1 clothespin, and 1 pair of safety scissors per child
- yarn
- crayons
- glue

Center 4: Praying Stars Easy Prep

Make a cardboard template of a large, five-point star, approximately 8 inches tall. Use the scissors to round the points of the star. (You may want to make a full sample of this craft for the children.)





Daily Challenges Supplies

My Bible Playground

5 LASTING IMPRESSIONS

Daily Challenges

What You'll Do ■■■■■■

After the children have cleaned up the centers, sit with kids in a circle on the floor. Review the lesson activities and the Bible Point, and then encourage the children to share what they enjoyed learning from the Bible today.

Also use this time to challenge kids in their faith. Encourage them to choose a Daily Challenge for applying today's lesson to their lives this week. Use this challenge to encourage your children's growing relationships with Jesus.

Talk With Kids ■■■■

Say: Today we learned that ► **GOD SAYS DON'T WORRY.** I'd like each of you to choose one of these Daily Challenges to think about how you can trust God and not worry.

Give kids these three Daily Challenge ideas to choose from:

1. **Talk to your mom or dad about something that worries you. Then pray together and ask God to help you not to worry about that situation.**
2. **Ask a friend to help you create a "cave" using blankets and household items. Sit in your cave and tell your friend what you learned about Saul and worrying.**
3. **Draw a picture of something that worries you. Tear your picture up as you ask God to help you not to worry about it anymore.**

Say: **If you want to talk to your parents, circle choice number 1. If you want to create a cave, circle choice number 2. If you want to draw a picture, circle choice number 3.** Check that each child circled a choice on his or her My Bible Playground page. Make sure you tell kids the challenge you choose. Your commitment will inspire children and will give them an opportunity to see God at work in your life as well as in theirs!

"No Worries" Prayer

What You'll Do ■■■■■■

Before praying, remind the children that when they are worried about something it's best to tell someone. Telling someone about the things that concern them will help them feel better. Encourage kids to not only tell a parent, friend, or teacher, but to always tell God. God doesn't want them to worry.

Say: **During our prayer, I'll stop for a few seconds for you to silently tell God your worries. Then I'll continue.**





Dear God,

Sometimes we worry, even though we know you always work things out. Please listen to us as we silently tell you our worries now. Pause while kids pray silently. **We thank you for always being with us. We know when we tell you our worries, you'll always be there to listen. In Jesus' name, amen.**

Close by teaching kids this quick rhyme.

Say: **I will not worry, no sirree...I'll always tell God what's bothering me!**

Weaving Faith at Home

Have children take home their My Bible Playground book pages whether they worked on them or not. Have the children tell their parents the challenge they committed to in the "Daily Challenges" activity. Encourage parents to help their kids fulfill this commitment throughout the week. By working together and focusing on the same goals, you and parents can help children weave faith into their lives!

Talk to your Director about emailing the FREE FamilyConnect to all your church's families. Available at group.com/digital.



