



Saul Becomes King

1 Samuel 8:1-22; 9:1-2; 10:17-24

Young children hold the patterns and routines of their families in very high regard. Many 2-year-olds will waste no time letting you know that you don't serve the snack the way it should be served or that you should put the drink cup in the right compartment of the diaper bag. For children who come from loving, healthy families, this way of looking at the world will hold them in good stead. Unfortunately, some children come from dysfunctional environments in which it is "right" or normal to hit, yell, and practice disrespect. It is equally important for children from all kinds of homes to come to recognize that God holds high standards and that God's ways are best.

INFANT

LESSON	WHAT CHILDREN DO	SUPPLIES	EASY PREP
1 Getting Started	Sing and Celebrate Listen to praise songs.	CD player Teacher Pack: CD	
2 Bible Exploration	Crowning Baby Wear a crown to learn about Saul.	mirror Teacher Pack: paper crown	Adjust the paper crown to fit a baby's head.
3 Weaving Faith Into Life	Doll Coronation Crown a doll king.	tape, doll Teacher Pack: paper crown	Adjust the paper crown from the Teacher Pack to fit the doll's head. Tape the crown in place, if necessary.
	Whatever God Wants You to Be Do an action rhyme to review the Bible Point.	infant seat Teacher Pack: paper crown	
	Weaving Faith at Home Take home their "Growing With Jesus" pages.	My Bible Snuggles or 1 copy per child of the "Growing With Jesus" page (at the end of the lesson)	Remove the Lesson 7 pages from each My Bible Snuggles student book.

Bold text within the lesson is spoken text.



Bible Point

God's way is best.

Key Verse

"Put your hope in God"
(Psalm 42:11).

Weaving Faith Into Life

Children will begin to learn that God has a perfect plan for their lives and that God's way is best.





TODDLER

LESSON	WHAT CHILDREN DO	SUPPLIES	EASY PREP
1 Getting Started	Sing and Celebrate Listen to or sing praise songs.	CD player Teacher Pack: CD	
2 Bible Exploration	Coronation Cheers Take turns being king or cheering for a classmate as king.	Bible Teacher Pack: paper crown	Adjust the paper crown to fit a toddler's head.
3 Weaving Faith Into Life	Obeying Game Make God happy by obeying him.		
	Shining Up the Gems Decorate Saul's crown and make it shine.	My Bible Snuggles or 1 copy per child of the "Saul's Crown" page (at the end of the lesson), different colors of circle stickers, plastic plate, petroleum jelly, wet cloth	Remove the Lesson 7 pages from each My Bible Snuggles student book.
	Weaving Faith at Home Take home their "Growing With Jesus" pages.	My Bible Snuggles or 1 copy per child of the "Growing With Jesus" page (at the end of the lesson)	

***Bold text** within the lesson is spoken text.*



2-YEAR-OLD



LESSON	WHAT CHILDREN DO	SUPPLIES	EASY PREP
1 Getting Started	Sing and Celebrate Listen to or sing praise songs.	CD player Teacher Pack: CD	
2 Bible Exploration	A Tall King Stand tall and be like a king.	Bible, yellow poster board, pen, scissors, tape, small stool Teacher Pack: paper crown	Use the paper crown as a pattern to make one crown out of yellow poster board for each child. Save the paper crown for use in Lesson 9. Place a small stool in the center of your story area. Use a stool that is made for children (usually plastic or wooden and specially designed to prevent “tip-overs”).
3 Weaving Faith Into Life	Whisper a Plan Follow a plan to move a beanbag.	beanbag	
	Kingly Sparkles Make Saul look and shine like a king.	brown or black yarn, glue, glitter glue, My Bible Snuggles or 1 copy per child of the “Saul’s Crown” page (at the end of the lesson), scissors	Remove the Lesson 7 pages from each My Bible Snuggles student book. Cut enough 5-inch pieces of brown or black yarn for each child to have several strands, and have glue and glitter glue on hand.
	Weaving Faith at Home Take home their “Growing With Jesus” pages.	My Bible Snuggles or 1 copy per child of the “Growing With Jesus” page (at the end of the lesson)	

Bold text within the lesson is spoken text.



Saul Becomes King

1 Samuel 8:1-22; 9:1-2; 10:17-24



BIBLE BACKGROUND
FOR LEADERS

Samuel Resists Israel’s Demand for a King

Samuel strongly objected to Israel’s desire for a king. His objections may have arisen partly from the hurt caused by Israel’s rejection of him and his sons, but Samuel was also deeply concerned by the people’s motives in seeking a king. Because the people already had trouble trusting God, Samuel knew they would lean toward trusting the king and his military might instead of God.

God didn’t want Israel to have a king, but the people wanted a king so badly that they wouldn’t listen to Samuel’s warnings (1 Samuel 8:10-18). God decided to grant their request. God chose to use their demands to further his purposes, but he also continued to expect them to be faithful to him.

God Prepares Saul to Be King

When God chose to give Israel a king, he proceeded to show Samuel exactly who that king was to be. Saul, a head taller than his peers, would be readily accepted by the people because of his dominating physique. God even told Samuel about Saul the day before Samuel met him (1 Samuel 9:15-16). And God “changed Saul’s heart” (1 Samuel 10:9), apparently to prepare him to lead Israel by relying on God’s power.

As Saul was being installed as king, Samuel used the situation to remind the people that they had rebelled against God when they asked for a king (1 Samuel 10:17-19). But he presented Saul to the people as the king God had chosen and admitted that there was “no one like him among all the people” (1 Samuel 10:24).

The Jesus Connection

Jesus doesn’t force anyone to follow him. He wants us to love him as he loves us. We can choose an abundant eternal life by following him in obedience! When have you stubbornly demanded your own way as the people of Israel did? How did your situation come out? God loves us, cares for us, and wants us to live for him. God wants the best for you.

Commit today to seeking his guidance and following it obediently in your life. Talk to God about your commitment. You can write your prayer here.






INFANT

1 GETTING
STARTED


Sing and Celebrate

What You'll Do

Sing or listen to “Great Hope” (track 5) to the tune of “Mary Had a Little Lamb” anytime during the lesson. Sing as you rock, feed, or play with the infants. During the song, help baby clap hands to the words “in the Lord.” Raise baby’s arms overhead when singing “Praise God, praise God, praise God.”

 **I've got great hope in the Lord,
In the Lord, in the Lord.
I've got great hope in the Lord,
Praise God, praise God, praise God!**
(Repeat 2x.)

Sing or listen to “He’s Got the Whole Plan” (not on CD) to the tune of “He’s Got the Whole World in His Hands” anytime during the lesson. Sing as you rock, feed, or play with the infants. Sing while holding a baby on your lap. Gently bounce baby on your knees to the rhythm of the song. Help baby spread his or her arms wide each time you sing the words “whole” and “big.”

 **He's got the whole plan for my life.** *(Spread arms wide.)*
He's got a great big plan for my life. *(Spread arms wide.)*
He's got the whole plan for my life. *(Spread arms wide.)*
God's got big plans for my life. *(Lift arms to heaven.)*



Sing and Celebrate Supplies

CD player

Teacher Pack

CD: “Great Hope”
(track 5)





Crowning Baby Supplies

mirror

Teacher Pack

paper crown

Crowning Baby Easy Prep

Adjust the paper crown to fit a baby's head.

Doll Coronation Supplies

tape

doll

Teacher Pack

paper crown

Doll Coronation Easy Prep

Adjust the paper crown from the Teacher Pack to fit the doll's head. Tape the crown in place, if necessary.

2

BIBLE EXPLORATION

Crowning Baby

What You'll Do ■■■■■■

Hold a baby on your lap, and place the crown on his or her head.

Ask:

- **Who is wearing a crown? Is that King [baby's name]?** Baby may reach up to touch the crown or even remove it. Hold a mirror so the baby can see the crown.

Say: **Saul wore a crown because God picked Saul to be the king. God had a big plan for Saul! God's way was best for Saul. ► GOD'S WAY IS BEST for you, too.**

Save the paper crown for use later in this lesson.

3

WEAVING FAITH INTO LIFE

Doll Coronation

What You'll Do ■■■■■■

Place an infant on your lap or on the floor in front of you. Encourage baby to play with the crown and the doll, taking the crown on and off the doll's head.

Say: **Even when Saul was just a baby like you, God knew that he would wear a crown. It was God's plan for Saul to be king. ► GOD'S WAY IS BEST.**





Whatever God Wants You to Be

What You'll Do

Adjust the paper crown from the Teacher Pack to fit a baby's head. Seat a baby in an infant seat in front of you.

Say: **You don't live in a castle,** (*make a "tent" with your hands above baby's head*)

And you are not a king. (*Place the paper crown on baby's head.*)

But you're a special baby (*touch baby's tummy*)

With your own song to sing! (*Sing "La-la-la."*)

You can clap your hands, (*clap baby's hands together*)

And you can kick with glee! (*Move baby's feet in kicking motion.*)

God's way is the best for you. (*Touch baby's tummy.*)

Be whatever he wants you to be! (*Clap baby's hands together.*)

► **GOD'S WAY IS BEST, little one!**

Save the paper crown for use in Lesson 9.

Weaving Faith at Home

Have children take home their "Growing With Jesus" pages. Encourage parents to do the activities with children to help them grow with Jesus. By working together and focusing on the same goals, you and parents can help children weave faith into their lives!

Talk to your Director about emailing the FREE FamilyConnect to all your church's families. Available at group.com/digital.



Whatever God Wants You to Be Supplies

infant seat
Teacher Pack
paper crown

Weaving Faith at Home Supplies

My Bible Snuggles or 1 copy per child of the "Growing With Jesus" page (at the end of the lesson)

Weaving Faith at Home Easy Prep

Remove the Lesson 7 pages from each My Bible Snuggles student book.





Sing and Celebrate Supplies

CD player

Teacher Pack

CD: "Great Hope"
(track 5)

Coronation Cheers Supplies

Bible

Teacher Pack

paper crown

Coronation Cheers Easy Prep

Adjust the paper crown
to fit a toddler's head.


TODDLER

1 GETTING STARTED


Sing and Celebrate

What You'll Do ■■■■■■

Sing "Great Hope" (track 5) to the tune of "Mary Had a Little Lamb" anytime during the lesson. During the song, march in place. Jump up and down on the words "Praise God, praise God, praise God."

 **I've got great hope in the Lord,
In the Lord, in the Lord.
I've got great hope in the Lord,
Praise God, praise God, praise God!**
(Repeat 2x.)

Sing "He's God the Whole Plan" (not on CD) to the tune of "He's Got the Whole World in His Hands" anytime during the lesson. Sing it with toddlers seated on the floor. Spread arms wide, as indicated in the parentheses.

 **He's got the whole plan for my life.** *(Spread arms wide.)*
He's got a great big plan for my life. *(Spread arms wide.)*
He's got the whole plan for my life. *(Spread arms wide.)*
God's got big plans for my life. *(Lift arms to heaven.)*

2 BIBLE EXPLORATION

Coronation Cheers

What You'll Do ■■■■■■

Gather a few toddlers. Open your Bible to 1 Samuel 8.

Say: **It was God's plan for Saul to become king.** Hold the paper crown in your hand. **A king wears a crown. Here is a pretty crown. Would you like to wear it?** Place the crown on a toddler's head. **When Saul was crowned, the people cheered. Can you cheer? Let's say, "Hooray for King Saul!"** Encourage toddlers to join you in cheering. **Saul knew it was good to be king.**



God has a plan for you, too! Let's say, "Hooray for [toddler's name]!" It's good to be just who God made you to be. God has a plan for you, and ► **GOD'S WAY IS BEST.** Let other toddlers wear the paper crown.

Save the paper crown for use in Lesson 9.



3 WEAVING FAITH INTO LIFE

Obeying Game

What You'll Do ■■■■■■

Select an area with open floor space so that you can move around. Draw a toddler close to you.

Say: **God picked Saul to be king. God wanted Saul to obey him. God wants us to obey him, too, because his way is best. Let's play a game about obeying. God says to love each other. I love you. May I hug you?** Hug the child, and encourage him or her to hug you. **God tells his children to be full of joy. Can you smile and clap to show joy?** Lead the way in making a big smile and clapping. Encourage the toddler to follow your example. Continue the activity as long as the child is interested. You can pantomime praying, praising, and other activities God asks us to do.

Say: **God is happy when we obey him because ► GOD'S WAY IS BEST.**

Shining Up the Gems

What You'll Do ■■■■■■

Gather one or two toddlers, and give each child a copy of the "Saul's Crown" page and several different colors of circle stickers.

Say: **Saul's crown was probably very beautiful. Can you use your stickers to decorate his crown?** Allow the children ample time to decorate their crowns on the handouts.

Set out a small plastic plate with a dab of petroleum jelly on it.

Say: **The gems on a crown shine and sparkle. Let's make our stickers shine.** Guide children in dipping one finger into the petroleum jelly and then rubbing it on the "gems" to make them shiny. When children are finished, wipe their fingers with a wet cloth.

Shining Up the Gems Supplies

- My Bible Snuggles or 1 copy per child of the "Saul's Crown" page (at the end of the lesson)
- different colors of circle stickers
- plastic plate
- petroleum jelly
- wet cloth

Shining Up the Gems Easy Prep

Remove the Lesson 7 pages from each My Bible Snuggles student book.





Weaving Faith at Home Supplies

My Bible Snuggles or 1 copy per child of the “Growing With Jesus” page (at the end of the lesson)

Sing and Celebrate Supplies

CD player
Teacher Pack
CD: “Great Hope”
(track 5)

Weaving Faith at Home

Have children take home their “Growing With Jesus” pages. Encourage parents to do the activities with children to help them grow with Jesus. By working together and focusing on the same goals, you and parents can help children weave faith into their lives!

Talk to your Director about emailing the FREE FamilyConnect to all your church’s families. Available at group.com/digital.


2-YEAR-OLD

1 GETTING STARTED


Sing and Celebrate

What You’ll Do ■■■■■■

Sing “Great Hope” (track 5) to the tune of “Mary Had a Little Lamb” anytime during the lesson. Play the song on the CD. Have children clap on the words “in the Lord.” Encourage them to raise their arms over their heads on the words “Praise God.”

 **I’ve got great hope in the Lord,
In the Lord, in the Lord.
I’ve got great hope in the Lord,
Praise God, praise God, praise God!**
(Repeat 2x.)

Sing “He’s Got the Whole Plan” (not on CD) to the tune of “He’s Got the Whole World in His Hands” anytime during the lesson. Sing it with children standing in a circle with about two feet between each child. Spread arms wide on every “whole.” On “big,” have children reach up as high as they can.

 **He’s got the whole plan for my life. (Spread arms wide.)
He’s got a great big plan for my life. (Spread arms wide.)
He’s got the whole plan for my life. (Spread arms wide.)
God’s got big plans for my life. (Lift arms to heaven.)**



2 BIBLE EXPLORATION

A Tall King

What You'll Do ■■■■■■

Gather the twos, and open your Bible to 1 Samuel 8.

Say: **The Bible tells us about a special young man named Saul. God chose Saul to be the king of his people.** Hold a yellow poster board crown in your hand.

Ask:

- **What does a king wear on his head?**

Select a willing child, and ask him or her to stand by the stool. Adjust one of the yellow poster board crowns to fit the child's head, securing it with tape. Place the crown on the child's head. Say: **The Bible says that Saul was very tall. He could see out over the heads of the people. Can you stand on this stool so that you can see far like Saul?** Help the child stand on the stool, holding his or her hand.

Ask:

- **What can you see standing up so tall?** Encourage the child to name one or two things that he or she can see while standing on the stool.

Say: **Saul could probably see many things because he was so tall. All the people could see him just as we can see [child's name] up on the stool. When the people saw King Saul, they cheered because they knew Saul was God's choice. Can we cheer for this king?** Cheer for the child on the stool.

Let each child take a turn on the stool, giving a crown to each one.

Say: **It was God's plan for Saul to be king. None of us will grow up to be king, but whatever plan God has for us is the very best. ► GOD'S WAY IS BEST.**



A Tall King Supplies

Bible
yellow poster board
pen
scissors
tape
small stool
Teacher Pack
paper crown

A Tall King Easy Prep

Use the paper crown as a pattern to make one crown out of yellow poster board for each child. Save the paper crown for use in Lesson 9. Place a small stool in the center of your story area. Use a stool that is made for children (usually plastic or wooden and specially designed to prevent "tip-overs").





Whisper a Plan Supplies

beanbag

Kingly Sparkles Supplies

brown or black yarn
glue
glitter glue
My Bible Snuggles or
1 copy per child of
the “Saul’s Crown”
page (at the end of the
lesson)
scissors

Kingly Sparkles Easy Prep

Remove the Lesson 7
pages from each My
Bible Snuggles student
book. Cut enough
5-inch pieces of brown
or black yarn for each
child to have several
strands, and have glue
and glitter glue on hand.

3 WEAVING FAITH INTO LIFE

Whisper a Plan

What You’ll Do ■■■■■■

Seat the children around you in a tight circle on the floor. Hold a beanbag in your hand.

Say: **God had a plan for Saul. God has a plan for all his children. A plan helps us know what to do.** Whisper in one child’s ear directions for where to take the beanbag. Encourage the child to follow your directions and then be reseated in the circle.

Ask:

- **How did [child’s name] know where to take the beanbag?** Allow time for children to respond.

Say: [Child’s name] **knew where to take the beanbag because I gave a plan.** Let each child take a turn following your directions. Say: **You did such a good job following my directions! We can follow God’s directions, too, because ► GOD’S WAY IS BEST, always.**

Kingly Sparkles

What You’ll Do ■■■■■■

Give each 2-year-old a copy of the “Saul’s Crown” page.

Say: **In Bible days a king was treated well. His hair was long and combed. Let’s comb this yarn before we put it on Saul.** Hold just the ends of all of the strands of yarn in your hand, and give each child a turn to run his or her hands through the yarn. **Now we’ll give Saul some beautiful hair.** Put a line of glue at the edges of the crown on each child’s handout, and give each child some yarn to add.

A king’s crown was beautiful. Perhaps Saul’s crown sparkled. Let’s make Saul’s crown beautiful. Help each child add glitter glue to the crown on the handout. As each child finishes, set the handout aside to dry. **God picked Saul to be king. It was God’s plan for Saul. Saul knew that God’s way was best. God has a plan for you.**
► **GOD’S WAY IS BEST for you, too.**



Weaving Faith at Home

Have children take home their “Growing With Jesus” pages. Encourage parents to do the activities with children to help them grow with Jesus. By working together and focusing on the same goals, you and parents can help children weave faith into their lives!

Talk to your Director about emailing the FREE FamilyConnect to all your church’s families. Available at group.com/digital.



Weaving Faith at Home Supplies

My Bible Snuggles or 1
copy per child of the
“Growing With Jesus”
page (at the end of the
lesson)



HOME
CONNECT®

Growing With Jesus



The Best Way

Young children will come to accept whatever happens in their homes as the best way to do things. If a home is warm and loving, a child will learn to handle life in a warm and loving way. If a home is conflict-ridden, a child will assume that the accompanying stress is normal, right, or even best. It is a lifelong gift for families to acknowledge the wisdom of God's directive to "Make every effort to keep the unity of the Spirit through the bond of peace" (Ephesians 4:3).

Your child learned God's way is best (from 1 Samuel 8–10). Your child participated in one of the following activities today. You can use these activities with your child to help your child grow with Jesus throughout the week.

INFANT

Whatever God Wants You to Be

Lay your baby on your lap.

Say: **You don't live in a castle,** ("tent" your hands above baby's head)

And you're not a king. (Make a crown on baby's head with your hands.)

But you're a special baby (touch baby's tummy)

With your own song to sing! (Sing "La-la-la.")

You can clap your hands, (clap baby's hands together)

And you can kick with glee! (Move baby's feet.)

God's way is best for you. (Touch baby's tummy.)

Be whatever he wants you to be! (Clap baby's hands together.)

TODDLER

Obeying Game

Sit on the floor next to your toddler.

Say: **God wanted Saul to obey him. God wants us to obey him, too, because his way is best. God says to love each other. I love you. May I hug you?** Hug your child, and encourage him or her to hug you. **God tells us to be full of joy. Can you smile and clap to show joy?** Show a big smile and clap. Encourage your toddler to do the same.

You can pantomime praying, praising, and other activities God asks us to do.

God is happy when we obey him because God's way is best.

2-YEAR-OLD

Whisper a Plan

Seat your child next to you on the floor. Hold a beanbag or soft toy.

Say: **God had a plan for Saul. A plan helps us know what to do.**

Whisper in your child's ear directions for where to take the beanbag. Encourage him or her to follow your directions.

How did you know where to take the beanbag?


Allow time for your child to respond.

You knew where to take the beanbag because I gave a plan. You did such a good job following my directions! We can follow God's directions, too, because God's way is best.

Use these ideas to help your child become a FaithWeaver:

- Play a game in the pattern of Simon Says, substituting the words "God's way is..." for "Simon says." For example, say, "God's way is to hug someone and show love" or "God's way is to clap your hands and praise him."
- Let your child help you make the plan for a day's activities. Refer to your plan often throughout the day. Remind your child that God has a plan for each of us. We want to follow God's plan for our lives because God's way is best.

OK
TO COPY



Saul's Crown



**OK
TO COPY**
Illustrated by Nancy Munger.



