



David Defeats Goliath

1 Samuel 17:1-50

Toddlers are beginning to experience their own personal power as they learn that they are separate from their parents. It will be years before they learn that real power doesn't come from being independent but rather comes from total dependence on God, who is far greater than we are. In the meantime, David's story helps children understand that little people can conquer the biggest challenges with the help of a mighty God.

INFANT

LESSON	WHAT CHILDREN DO	SUPPLIES	EASY PREP
1 Getting Started	Sing and Celebrate Listen to praise songs.	CD player, rattle Teacher Pack: CD	
2 Bible Exploration	Touchstone Feel rocks, and hear the story of David.	4 or 5 rocks at least 2 inches in diameter	
3 Weaving Faith Into Life	Water Play Splash their hands in a pan of water and find "stones."	shallow pan, water, 3 or 4 oranges	Fill a shallow pan with water, place several oranges in it, and set aside.
	Great Things Experience an action verse that shows them God can use them to do great things.		
	Weaving Faith at Home Take home their "Growing With Jesus" pages.	My Bible Snuggles or 1 copy per child of the "Growing With Jesus" page (at the end of the lesson)	Remove the Lesson 10 pages from each My Bible Snuggles student book.

***Bold text** within the lesson is spoken text.*



► Bible Point

God can help you do great things.

Key Verse



"Do not be anxious about anything, but in everything, by prayer and petition, with thanksgiving, present your requests to God" (Philippians 4:6-7).

Weaving Faith Into Life

Children will begin to learn that God can help them do important things.





TODDLER

LESSON	WHAT CHILDREN DO	SUPPLIES	EASY PREP
1 Getting Started	Sing and Celebrate Sing or listen to praise songs.	CD player Teacher Pack: CD	
2 Bible Exploration	A Tall Tale Explore a giant figure of Goliath, and make it disappear.	poster tack Teacher Pack: "Grisly Goliath" poster 	Place the "Grisly Goliath" poster on a wall, low enough for kids to touch it. Use poster tack at the top to make it easy to remove without ripping it.
3 Weaving Faith Into Life	The Harder They Fall Throw paper "rocks" at Goliath.	poster tack, newspaper, laundry basket Teacher Pack: "Grisly Goliath" poster 	Place the "Grisly Goliath" poster on a wall, low enough for kids to touch it. Use poster tack at the top to make it easy to remove without ripping it. Crumple newspaper into balls, and put them in a laundry basket.
	Rock Art Add "rocks" to pictures of David's sling.	1 copy per child of the "David's Sling" page (at the end of the lesson), round crackers, glue	Set out some round crackers.
	Weaving Faith at Home Take home their "Growing With Jesus" pages.	My Bible Snuggles or 1 copy per child of the "Growing With Jesus" page (at the end of the lesson)	Remove the Lesson 10 pages from each My Bible Snuggles student book.

***Bold text** within the lesson is spoken text.*



2-YEAR-OLD

LESSON	WHAT CHILDREN DO	SUPPLIES	EASY PREP
1 Getting Started	Sing and Celebrate Sing or listen to praise songs.	CD player Teacher Pack: CD	
2 Bible Exploration	Giant-Sized Adventure Hear the story of David and Goliath, and pretend to gather stones from a stream.	poster tack, shallow pan, water, several rocks, newspaper Teacher Pack: “Grisly Goliath” poster 	Place the “Grisly Goliath” poster on a wall, low enough for kids to touch it. Use poster tack at the top to make it easy to remove without ripping it. Crumple newspaper into balls, and set them aside. Set out a shallow pan of water with several rocks in it across the room from the poster on the wall.
3 Weaving Faith Into Life	A Little Stream Make pictures of the stream that David gathered stones from.	1 sheet of green construction paper per child, several sheets of blue construction paper, glue, scissors, marker Teacher Pack: “Heart/Fish/Stone” stickers 	Cut blue construction paper into 3-inch squares. Each child will need several. Use a marker to draw two wavy parallel lines, 3 inches apart, on a sheet of green construction paper. The wavy lines will be the banks of a stream. Prepare one sheet of green paper for each child. You’ll use the fish and stone stickers for this activity; save the heart stickers for Lesson 13.
	Repeat After Me Participate in an action rhyme to review the story.		
	Weaving Faith at Home Take home their “Growing With Jesus” pages.	My Bible Snuggles or 1 copy per child of the “Growing With Jesus” page (at the end of the lesson)	Remove the Lesson 10 pages from each My Bible Snuggles student book.

***Bold text** within the lesson is spoken text.*



David Defeats Goliath

1 Samuel 17:1-50

BIBLE BACKGROUND
FOR LEADERS

David Enters Saul's Court

When David was asked to play the harp to soothe Saul's troubled spirit (1 Samuel 16:23), Saul was completely unaware that David was to replace him as king. David served Saul faithfully, and Saul liked him so much that the king made David one of his armor bearers. This exposure to the workings of leading a nation was likely a great training experience for David, even though Saul had no idea he was training his replacement!

In reading the story of David and Goliath, it may seem strange that two armies would occupy hills opposite each other and wait for 40 days without attacking. However, if either army rushed down its hill and across the valley and then tried to rush up the other hill to attack, that army would likely suffer tremendous casualties. So each army waited for the other to attack first.

In ancient times, when “champions” such as Goliath were designated to fight as representatives of their armies, the outcome of the entire battle was to rest on that one fight. However, the results of that fight were thought to be controlled more by the gods of the warriors than by the strength or cunning of the warriors themselves. Saul apparently wasn’t confident enough in his God to face Goliath. Fortunately, David was!

David's Faith in God Carries the Day

We tend to think of the “five smooth stones” as pebbles, maybe as big around as a quarter. However, each one was probably bigger than a baseball. The impact of such a stone, which could be slung at a speed of about 100 miles per hour by someone skilled with a sling, would definitely be sufficient to kill a man.

The mighty Saul, who stood a head taller than the other Israelites, was afraid to fight Goliath. But David, who was

probably only 17 or 18 years old at the time, knew that God was with the Israelites and that God would defeat Goliath.

The Jesus Connection

No matter who we are, when Jesus is our friend and our lives are devoted to following him, he can do exciting things through us.

When have you done something for God that you didn't feel qualified to do? What great things might God be waiting to do through you? Thank God for the chances given to you to do great things for God. You can write your prayer here.

[illegible]

**INFANT****1****GETTING
STARTED**

Sing and Celebrate

What You'll Do ■■■■■■

Sing or listen to “We Don’t Worry Anymore” (track 9) to the tune of “Michael, Row the Boat Ashore” anytime during the lesson. Play it as you shake a rattle in a baby’s line of vision.

♪ We don’t worry anymore, hallelujah!
We don’t worry anymore, hallelujah!

For our God is in control, hallelujah!
For our God is in control, hallelujah!
(Repeat 2x.)

Sing or listen to “God Uses Little Kids” (not on CD) to the tune of “Jesus Loves Me” anytime during the lesson. Sing it as a calming song for fussy babies.

♪ God can use someone like me,
Even though I’m small, you see.
Little kids can love God, too,
And serve the Lord with all we do.

God uses kids! God uses kids!
God uses kids—little kids like me.

2**BIBLE
EXPLORATION**

Touchstone

What You'll Do ■■■■■■

Let a baby feel the rocks you gathered earlier.

Say: **Rocks feel hard and rough. God helped David throw a rock to help his friends. We don’t throw rocks, but God can help you do other great things. God loves you, and ► GOD CAN HELP YOU DO GREAT THINGS.**

**Sing and Celebrate
Supplies**

CD player
rattle

Teacher Pack

CD: “We Don’t Worry
Anymore” (track 9)

**Touchstone
Supplies**

4 or 5 rocks at least 2
inches in diameter



Water Play Supplies

shallow pan
water
3 or 4 oranges

! ALLERGY ■ ALERT

Water Play Easy Prep

Fill a shallow pan with water, place several oranges in it, and set aside.

Weaving Faith at Home Supplies

My Bible Snuggles or 1 copy per child of the “Growing With Jesus” page (at the end of the lesson)

Weaving Faith at Home Easy Prep

Remove the Lesson 10 pages from each My Bible Snuggles student book.

3

WEAVING FAITH INTO LIFE

Water Play

What You'll Do ■■■■■■

Hold a baby near the pan of water. While supervising closely, let the infant splash his or her hands in the water. Help the baby find an orange.

Say: **Look what you found! A boy named David found stones in a stream. David used the stones to help God's people. ► GOD CAN HELP YOU DO GREAT THINGS, too.**

Great Things

What You'll Do ■■■■■■

Say the following words, and help a baby do the motions in parentheses:

Say: **God can use your hands.** (*Touch baby's hands.*)

God can use your feet. (*Move baby's legs back and forth.*)

God can use your eyes. (*Point to baby's eyes.*)

It should come as no surprise. (*Help baby shake head “no.”*)

It should make you want to dance. (*Wiggle baby's feet.*)

It should make you want to sing. (*Touch baby's mouth.*)

► GOD CAN HELP YOU DO GREAT THINGS! (*Raise baby's arms, and cheer.*)

Weaving Faith at Home

Have children take home their “Growing With Jesus” pages. Encourage parents to do the activities with children to help them grow with Jesus. By working together and focusing on the same goals, you and parents can help children weave faith into their lives!

Talk to your Director about emailing the FREE FamilyConnect to all your church's families. Available at group.com/digital.



TODDLER


1

GETTING STARTED

Sing and Celebrate


What You'll Do ■■■■■■

Sing “We Don’t Worry Anymore” (track 9) to the tune of “Michael, Row the Boat Ashore” anytime during the lesson. Hold hands with a toddler during the song, and sway from side to side.

 We don’t worry anymore, hallelujah!
We don’t worry anymore, hallelujah!

For our God is in control, hallelujah!
For our God is in control, hallelujah!
(Repeat 2x.)

Sing “God Uses Little Kids” (not on CD) to the tune of “Jesus Loves Me” anytime during the lesson. During the song, show toddlers how to march in place, taking high steps.

 God can use someone like me,
Even though I’m small, you see.
Little kids can love God, too,
And serve the Lord with all we do.

God uses kids! God uses kids!
God uses kids—little kids like me.

2

BIBLE EXPLORATION

A Tall Tale

What You'll Do ■■■■■■

Say: **This is Goliath. He is a big, tall giant. He wanted to hurt God’s people. Everyone was afraid of mean Goliath. David came and saw Goliath.** Lead a toddler to the wall, and let him or her explore the poster. **David was angry with Goliath for being mean. David was brave. David got rid of Goliath. Would you like to get rid of**



Sing and Celebrate Supplies

CD player

Teacher Pack

CD: “We Don’t Worry
Anymore” (track 9)

A Tall Tale Supplies

poster tack

Teacher Pack

“Grisly Goliath” poster

A Tall Tale Easy Prep

Place the “Grisly Goliath” poster on a wall, low enough for kids to touch it. Use poster tack at the top to make it easy to remove without ripping it.





The Harder They Fall Supplies

poster tack
newspaper
laundry basket
Teacher Pack
“Grisly Goliath” poster

The Harder They Fall Easy Prep

Place the “Grisly Goliath” poster on a wall, low enough for kids to touch it. Use poster tack at the top to make it easy to remove without ripping it. Crumple newspaper into balls, and put them in a laundry basket.

Rock Art Supplies

1 copy per child of the
“David’s Sling” page
(at the end of the
lesson)
round crackers
glue



**ALLERGY
ALERT**

Rock Art Easy Prep

Set out some round
crackers.

Goliath? Walk with the toddler to the poster and help him or her pull down the poster without tearing or ripping it.

Goliath is gone! Where did he go? Walk over to the wall, and look for the giant.
Everyone was happy because God helped David do a great thing. ► GOD CAN HELP YOU DO GREAT THINGS, too.

3

WEAVING FAITH INTO LIFE

The Harder They Fall

What You’ll Do ■■■■■■

Put the poster on a wall. Encourage the toddlers to pick up a paper ball and throw it at the poster. When a paper ball hits the poster, remove it from the wall and let it fall to the floor to show a defeated Goliath.

Say: **God helped David get rid of a mighty giant. ► GOD CAN HELP YOU DO GREAT THINGS, too!**

Rock Art

What You’ll Do ■■■■■■

Give each toddler a copy of the “David’s Sling” page. For this lesson, don’t use the handout in the My Bible Snuggles student book so parents will have a clean copy of the handout to use with their children at home. If you’re not using the student book, make an extra copy of the handout for each toddler to use at home.

Show each toddler how to spread glue onto the pocket of the sling in the picture and then affix a round cracker to represent the rock David loaded into his sling.

Say: **David used his sling to protect God’s people from the giant Goliath. That was a great thing! ► GOD CAN HELP YOU DO GREAT THINGS, too.**



Weaving Faith at Home

Have children take home their “Growing With Jesus” pages. Encourage parents to do the activities with children to help them grow with Jesus. By working together and focusing on the same goals, you and parents can help children weave faith into their lives!

Talk to your Director about emailing the FREE FamilyConnect to all your church’s families. Available at group.com/digital.

2-YEAR-OLD

1 GETTING STARTED

Sing and Celebrate

What You’ll Do ■■■■■■

Sing “We Don’t Worry Anymore” (track 9) to the tune of “Michael, Row the Boat Ashore” anytime during the lesson. Play the song on the CD. Have children form a circle and march clockwise as the song plays.

♪ We don’t worry anymore, hallelujah!
We don’t worry anymore, hallelujah!

For our God is in control, hallelujah!
For our God is in control, hallelujah!
(Repeat 2x.)

Sing “God Uses Little Kids” (not on CD) to the tune of “Jesus Loves Me” anytime during the lesson. As you sing, encourage the children to point to themselves when they sing the word “me.”

♪ God can use someone like me,
Even though I’m small, you see.
Little kids can love God, too,
And serve the Lord with all we do.

God uses kids! God uses kids!
God uses kids—little kids like me.



Weaving Faith at Home Supplies

1 copy per child of the
“Growing With Jesus”
page (at the end of the
lesson)

Weaving Faith at Home Easy Prep

Remove the Lesson 10
pages from each My
Bible Snuggles student
book.

Sing and Celebrate Supplies

CD player
Teacher Pack
CD: “We Don’t Worry
Anymore” (track 9)



Giant-Sized Adventure Supplies

poster tack
shallow pan
water
several rocks
newspaper
Teacher Pack
“Grisly Goliath” poster

Giant-Sized Adventure Easy Prep

Place the “Grisly Goliath” poster on a wall, low enough for kids to touch it. Use poster tack at the top to make it easy to remove without ripping it. Crumple newspaper into balls, and set them aside. Set out a shallow pan of water with several rocks in it across the room from the poster on the wall.

A Little Stream Supplies

1 sheet of green construction paper per child
several sheets of blue construction paper
glue
scissors
marker
Teacher Pack
“Heart/Fish/Stone” stickers

(continued on next page)

2

BIBLE EXPLORATION

Giant-Sized Adventure

What You'll Do

Point to the poster on the wall.

Say: **This is Goliath. He was a bad, bad giant who wanted to hurt God's people. Everyone was afraid of Goliath except David. David wasn't big, but he trusted God. David went to a stream and gathered several stones.** Lead the children to the pan of water, and let them search for the rocks. Have the children return the rocks to the water. Lead the children back to the image of Goliath.

Give each child a ball of crumpled newspaper.

Say: **David threw a rock at Goliath with a tool called a sling. Let's pretend these are rocks and your arms are slings.** Let the children take turns throwing a paper “rock” at Goliath. **Goliath fell to the ground and didn't bother God's people ever again.** Remove the poster and let it fall to the floor. **God used David to do great things. ► GOD CAN HELP YOU DO GREAT THINGS, too.**

3

WEAVING FAITH INTO LIFE

A Little Stream

What You'll Do

Ask the children to sit at a table. Give each child a sheet of green construction paper. Show children how to glue the blue construction paper squares between the two lines to resemble water. When children are finished, help them each add five stone stickers to remind them of the stones David found in the stream. They can also add fish stickers to the stream.

Say: **God used young David to do a great thing with a sling and some stones. God can use you to do great things, and ► GOD CAN HELP YOU DO GREAT THINGS.**



Repeat After Me

What You'll Do ■■■■■■

Gather the children to stand in a circle. Ask the children to repeat after you the following words and motions:

Say: **Goliath came to town.** (*March in place.*)

He was looking for a fight. (*Make a mean face and clench fists.*)

God's people were afraid. (*Knock knees together, and pretend to bite fingernails.*)

Would things be all right? (*Lift arms and shrug shoulders.*)

David was not worried. (*Wag finger "no."*)

David was not scared. (*Wag finger "no."*)

David trusted God when no one else dared. (*Point upward.*)

David took a stone (*pretend to place a stone in the palm of your hand*)

And put it in a sling. (*Swing arm in big circles.*)

Goliath hit the ground and made the earth shake and ring. (*Bounce up and down.*)

God used David to do a mighty thing, (*make muscles*)

And that is why kids today still clap and sing! (*Cup hands around mouth and shout, "Yay, David!"*)

Say: **God used David to do a great thing. ► GOD CAN HELP YOU DO GREAT THINGS, too.**

Weaving Faith at Home

Have children take home their "Growing With Jesus" pages. Encourage parents to do the activities with children to help them grow with Jesus. By working together and focusing on the same goals, you and parents can help children weave faith into their lives!

Talk to your Director about emailing the FREE FamilyConnect to all your church's families. Available at group.com/digital.



A Little Stream Easy Prep

Cut blue construction paper into 3-inch squares. Each child will need several. Use a marker to draw two wavy parallel lines, 3 inches apart, on a sheet of green construction paper. The wavy lines will be the banks of a stream. Prepare one sheet of green paper for each child. You'll use the fish and stone stickers for this activity; save the heart stickers for Lesson 13.

Weaving Faith at Home Supplies

My Bible Snuggles or 1 copy per child of the "Growing With Jesus" page (at the end of the lesson)

Weaving Faith at Home Easy Prep

Remove the Lesson 10 pages from each My Bible Snuggles student book.



HOME
CONNECT®

Growing With Jesus



Committed to Christ

Because God looks at the heart, any act of obedience to him is a great thing. Remember that your commitment to bring up your child in the way of the Lord leads you to daily acts of true greatness.

Your child learned God can help you do great things (from 1 Samuel 17:1-50). Your child participated in one of the following activities today. You can use these activities with your child to help your child grow with Jesus throughout the week.

INFANT

Water Play

Fill a shallow pan with water, and place several oranges in it. Put the pan on a table, and hold your baby near it. Let your infant splash his or her hands in the water, and help him or her find an orange.

Say: **Look what you found! A boy named David found stones in a stream. David used the stones to help God's people. God can help you do great things.**

TODDLER

Rock Art

Set out some round crackers, and show your toddler how to spread glue onto the pocket of the sling in the "David's Sling" handout picture. Then affix a round cracker to represent the rock David loaded into his sling.

Say: **David used his sling to protect God's people from the giant Goliath. That was a great thing! God can help you do great things.**

2-YEAR-OLD

A Little Stream

Cut blue construction paper into several 3-inch squares. Use a marker to draw two wavy parallel lines, 3 inches apart, on green construction paper. At a table, have your child glue the blue construction paper squares between the two lines to resemble water. When finished, help your child glue on five M&M's candies to remind him or her of the stones David found in the stream.

Say: **God used young David to do a great thing with a sling and some stones. God can use you to do great things, too.**

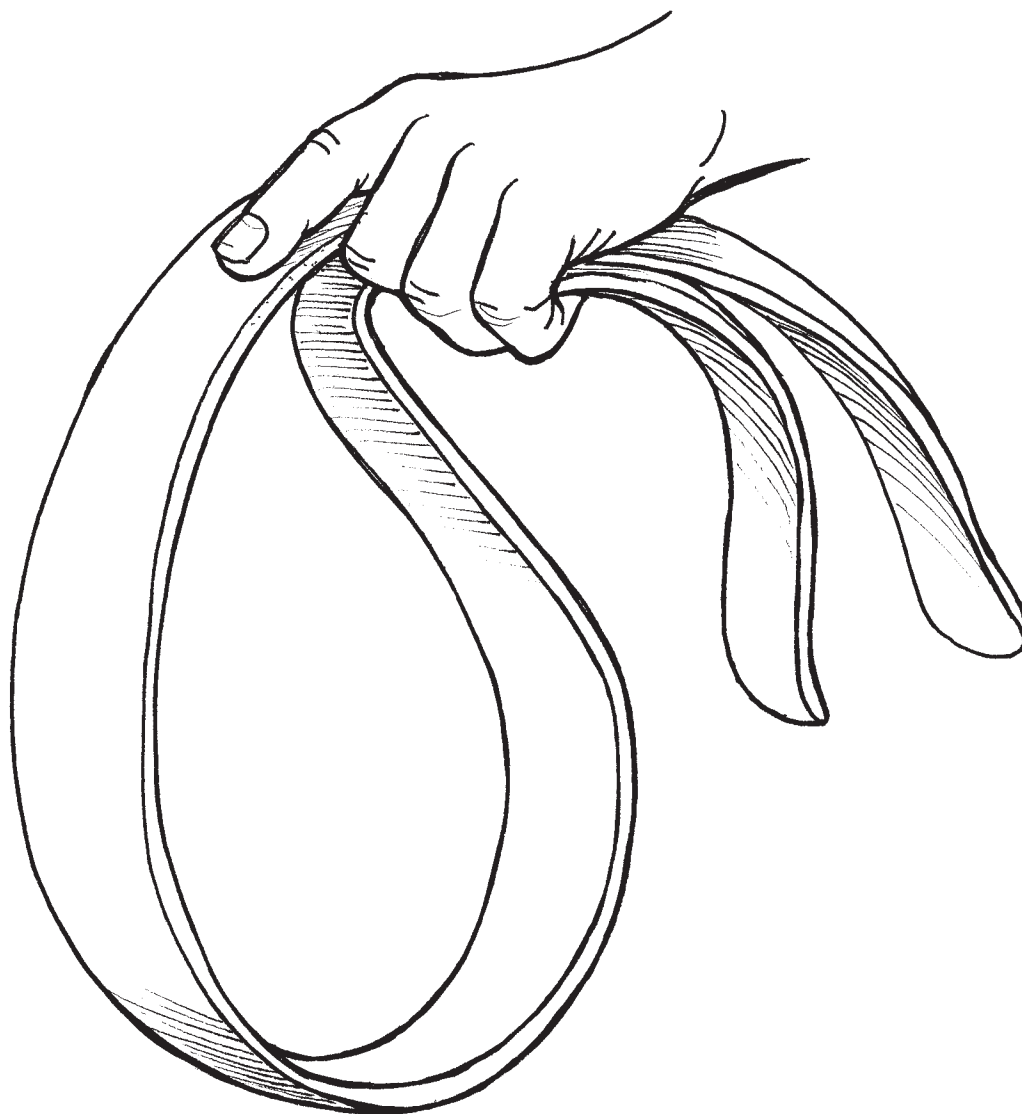
Use these ideas to help your child become a FaithWeaver:

- After church as a family, help pick up discarded bulletins in the sanctuary. Praise your child for doing a great thing for God by helping clean his house.
- Make a tape mark about 9 feet high on a wall. Pick up your child to show how tall Goliath was. Remind your child that it didn't matter how big Goliath was because God was helping David.

**OK
TO COPY**



David's Sling



OK
TO COPY
Illustrated by Nancy Munger.

